

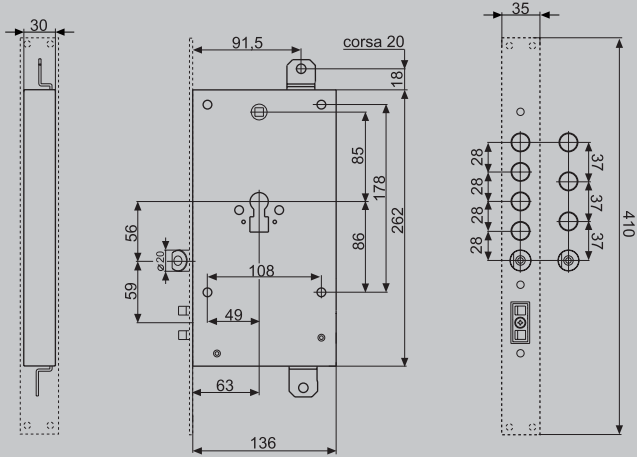
«There are those who look at things the way they are and ask "Why?"
I dream of things that never were and ask "Why not?".
J.F. Kennedy

ISEO



Mechanics and electronics
perfectly combined.
Safety can be intelligent.

FIAM



The new FIAM x1R electronic locks are interchangeable with dimensional standards adopted for most common mechanical locks, have the same range of accessories and the electrical connections required, both during construction of the door and during installation, are much simpler than you would think at this moment in time...

Opening a car by simply approaching it, and starting it with an electronic code generated by a personal card rather than with a traditional key is now an increasingly more common event within everybody's reach.

A small revolution that will radically change our habits is also taking place in the field of security doors.

Today **safety** is also **intelligent**.



The basic mechanical lock has been enhanced with electronic components of the latest generation, meaning access to our homes can be intelligent, but above all practical and safe, offering a radical change in performance. Security doors can now recognise us, they open on our arrival and close as soon as we enter our home. They can communicate with the alarm system if required. All automatically. All in absolute safety. Why not open the door to technology and innovation? Why not?





The experience acquired by FIAM over the last 50 years, and the knowledge gained in the field of electronics with the creation of the Hi-Tech laboratory, have allowed them to create a truly innovative and reliable product.

The stress tests and other tests to which the x1R has been subjected to allow us to offer the greatest technological results possible at this moment in time.

The alkaline battery-operated model guarantees no less than 23,000 opening and closing cycles in optimum working conditions. Take a look at the gear release device: a brilliant system, as simple as it is precise, ensuring that the door can always be opened using the mechanical key, even in critical situations.






The new x1R 2008 models, unlike the previous models, offer various ways of managing the access code.

Based on your specific needs you can choose whether to create a door that can be opened using a transponder reader (TAG), a numeric code (backlit keypad for optimum night vision) or a Rolling Code radio control, that can even interact with alarm systems and other access barriers such as gates, garage doors, etc, even when already installed.

For the more demanding, x1R can also communicate and exchange data with all domotic systems using an I/O card.

In developing this new version we have given ample space to design and the appearance of visible accessories in order to avoid altering the door's final appearance and make it compatible with normal construction standards.

The result is that all electronic access controls have been inserted in the same faceplate that is normally used to decorate the cylinder and protect it externally. In the event of a power cut or if any other electrical problem should prevent it from working correctly, no problem: for your safety you can always open and close your home using a traditional mechanical key, which if you wish can accompany you discreetly at all times inside the transponder xKey.



Even assembly of the various components has been carefully studied and some very practical improvements have been made. Both the TAG, and the keypad and programming logic positioned on the internal side of the door, have been inserted into practical Ø 45 mm boxes that can in turn be adapted and installed exactly like normal faceplates using concealed screws.

Simple electrical connections make assembly quick and easy.

The faceplates are made of brass and are available in various finishes, including PVD if required.



Access controls



Transponder reader (TAG)

Locks equipped with this electronic system can be opened by simply placing the electronic xKey containing the transponder close to the external faceplate.

xKey can be programmed by the end user with two hierarchical levels, master and slave, in order to define the rights attributed to each possessor related to system programming access, to vary the mode of operation, to disable or enable new keys or whatever else. Or only and exclusively to open the lock.

A mechanical key can be housed inside the TAG for emergency use.

Keypad

The insertion of a numeric code (up to a maximum of 8 digits) is processed by the internal electronic board processing unit, and if acknowledged as valid causes the lock to open.

Keypad tampering will not allow ill-intentioned people to gain access to your home as the encrypted code is stored in the lock's electronic memory.

The standard keypad also has an integrated transponder reader with the same performance as described above.

The keypad backlighting, to aid night vision, can be activated by pressing any key.

Radio control

The radio control is the "Rolling Code" type, in other words the radio frequency transmitted code changes every time that the control button is pressed.

One channel (key) is used to open the lock, and the others can be programmed to control other access ways in the home (a gate, a garage door, etc.) by simply integrating the appropriate control module into the system (see the accessories section on the last page).

The user can use radio control as an additional opening system, irrespective of whether it has been equipped with a TAG reader or a keypad.

Radio control can only be used when installed with a direct power supply or with rechargeable batteries (installation diagrams 2 and 3).

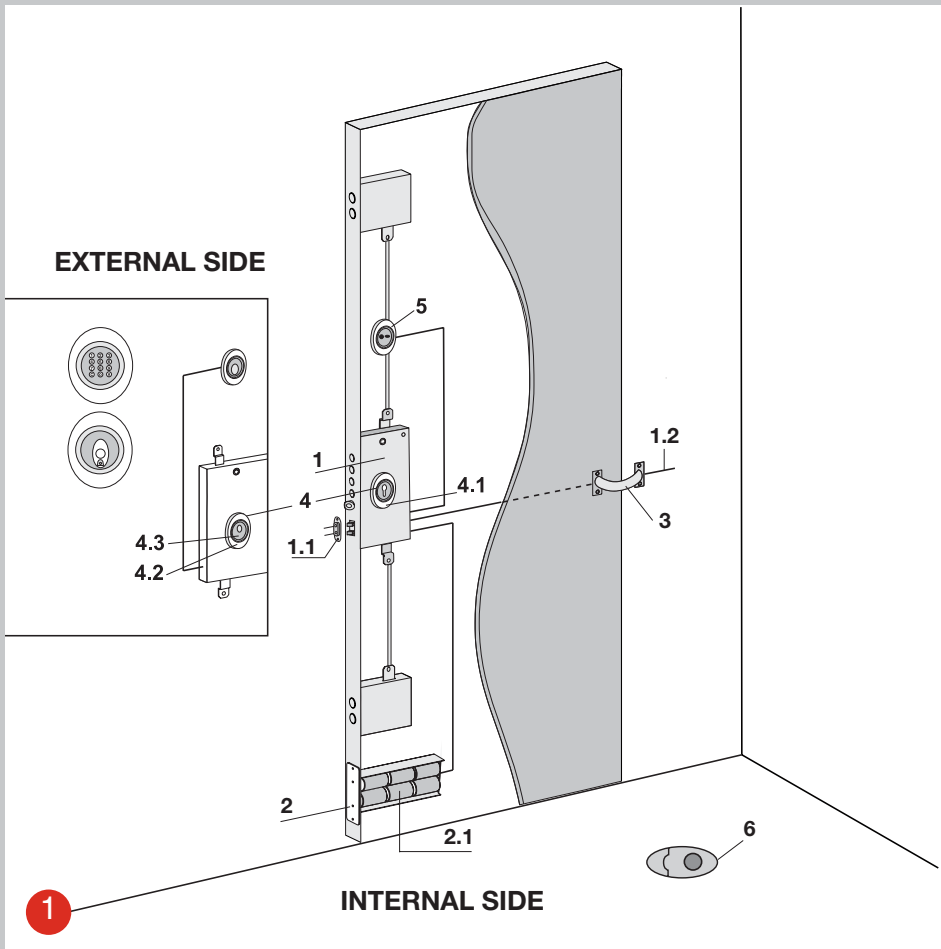
Internal programming logic

Used to program the system's performance and mode of operation, but also includes a key for quick opening of the lock from inside the home, a LED light signal and a buzzer for acoustic warnings, including one for the amount of charge left in the batteries.



I/O interface card (In & Out)

The I/O module is a bidirectional communication interface that can be used with all alarm and domotic systems. It sends a remote signal related to all status warnings originating from the lock (door status, bolt position status, latch status). It also has a dedicated relay enabling operation of the lock to be coordinated with a motor-driven door opening device, and an input for the management of a remote opening button.



Installation diagrams and possible a

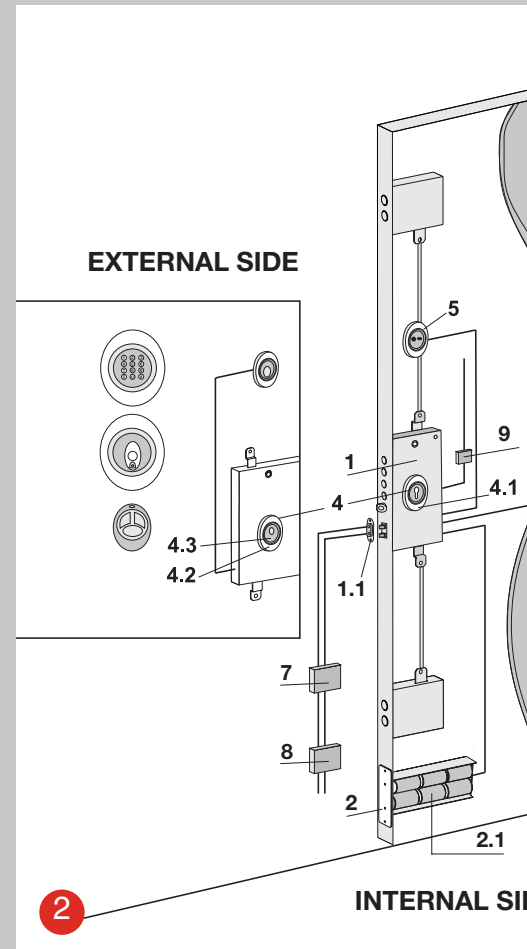


Alkaline battery operated model



1. lock  for application  for insertion
- 1.1 Door contact (supplied with the lock)
- 1.2 Remote button cable (supplied with the lock)
2. Battery holder complete with power supply cable
- 2.1 Set of alkaline batteries
3. Cable gland
4. Pair of faceplates for mechanical control (specify finish)
 - 4.1 Internal faceplate for the cylinder
 - 4.2 External faceplate for the cylinder
 - 4.3 Cylinder guard Ø 46 H 26 mm
5. Internal programming logic faceplate
6. **xKey** (specify number and type)

Access control variations applicable to the system





-  Transponder reader (TAG)
-  Keypad with integrated TAG reader



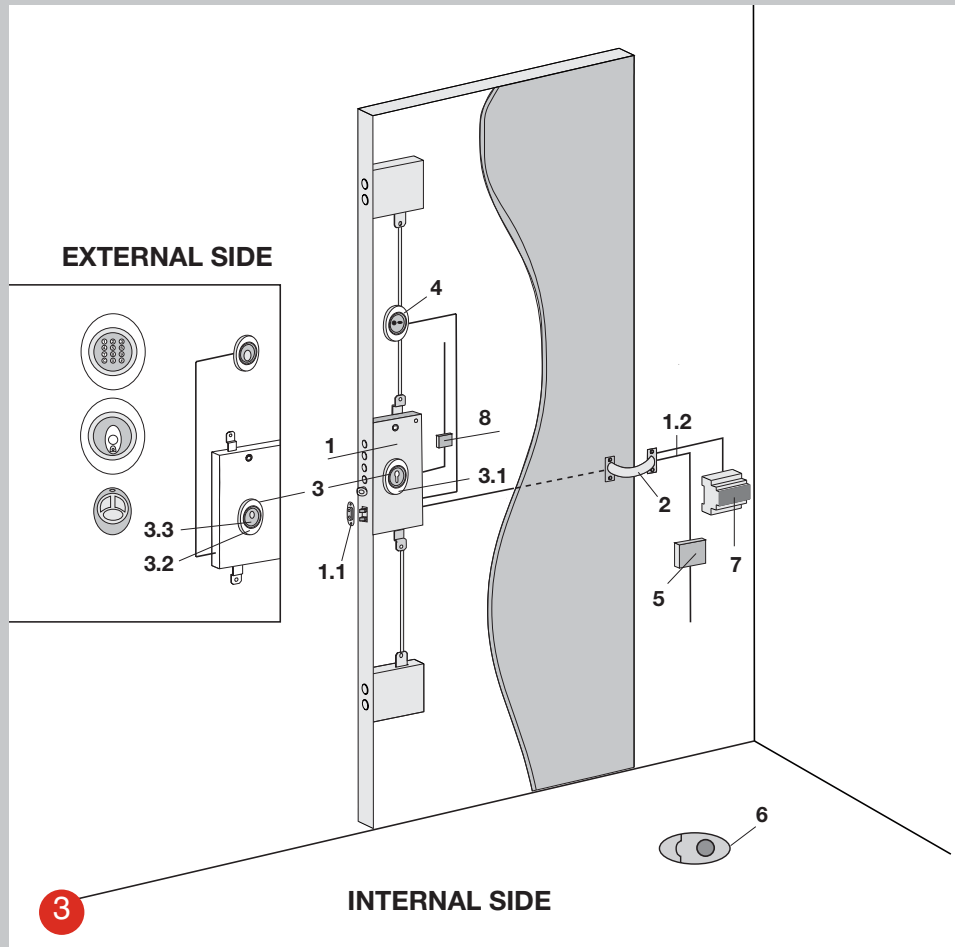
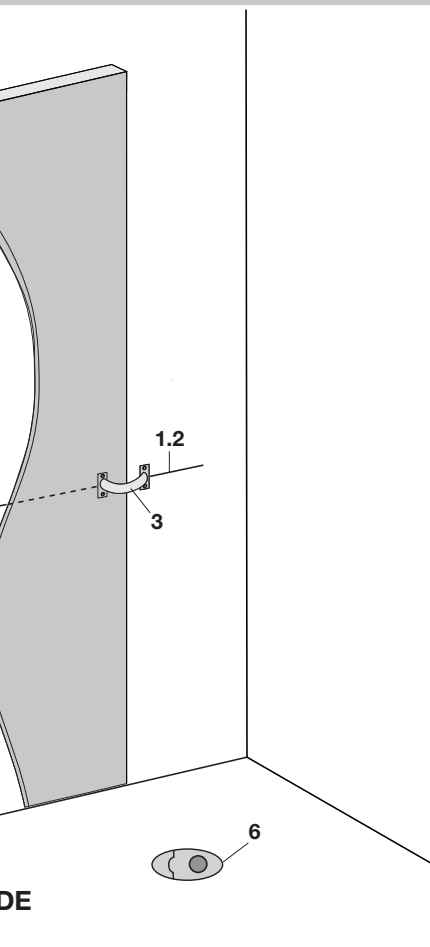
Rechargeable battery operated model

1. lock  for application  for insertion
- 1.1 Door contact (supplied with the lock)
- 1.2 Remote button cable (supplied with the lock)
2. Battery holder complete with power supply cable
- 2.1 Set of rechargeable batteries
3. Cable gland
4. Pair of faceplates for mechanical control (specify finish)
 - 4.1 Internal faceplate for the cylinder
 - 4.2 External faceplate for the cylinder
 - 4.3 Cylinder guard Ø 46 H 26 mm
5. Internal programming logic faceplate
6. **xKey** (specify number and type)
7. Battery charger
8. Transformer
9. Radio control receiver

Access control variations applicable to the system

-  Transponder reader (TAG) 
-  Keypad with integrated TAG reader
-  Radio control

Access control variations



Direct power supply operated model

for insertion

1. lock



for application



for insertion

- 1.1 Door contact (supplied with the lock)
- 1.2 Remote button cable (supplied with the lock)

- 2. Cable gland
- 3. Pair of faceplates for mechanical control (specify finish)
 - 3.1 Internal faceplate for the cylinder
 - 3.2 External faceplate for the cylinder
 - 3.3 Cylinder guard Ø 46 H 26 mm
- 4. Internal programming logic faceplate
- 5. Power supply unit
- 6. **xKey** (specify number and type)
- 7. I/O logic
- 8. Radio control receiver

the system

Business logic for radio frequency control of access ways

Access control variations applicable to the system



Transponder reader (TAG)



Business logic for radio frequency control of access ways



Keypad with integrated TAG reader



I/O Logic



Radio control



	Bolt variations			Parts supplied	Code
	Number	Protrusion	Centre-line distance		
	4	3	28	<i>lock, cylinder support, door contact and remote pushbutton cable</i>	0698.03.28
	4	13	37		0698.13.28
	3	3	28		0698.03.37
	3	13	37		0698.13.37
	4	-	28	<i>lock, cylinder support, door contact and remote pushbutton cable</i>	0698.00.28
	3	-	37		0698.00.37
	Battery holder			<i>batteries must be ordered separately</i>	587.00.698.0000
	Trasponder xKey			only transponder with mechanical keys	0698.0000 0698.0100
	Programming logic			<i>metal cover must be ordered separately</i>	98.PI.0698
	Transponder reader (TAG)			<i>metal cover must be ordered separately</i>	98.TE.0698
	Keypad with integrated TAG reader			<i>metal cover must be ordered separately</i>	98.PE.0698
	Faceplate			polished brass polished chrome satin chrome satin chrome	98.00.XOLV 98.00.XCRL 98.00.XCRS 98.00.XBRO
	Rolling code radio control			radio control receiver	587.00.0698.0003 587.00.0698.0008
	Business logic for radio frequency control of access ways			<i>optional for installations with radio control</i>	587.00.0698.0006
	I/O logic				587.00.0698.0007
	Battery charger			<i>Input 12 VAC Output 6,5 V 50 mA</i>	582.00.6001.0016
	Transformer			<i>Input 220 VAC Output 12 V 15 VA</i>	582.00.0698.0000
	Set of batteries			Alkaline rechargeable	582.00.6000.0006 582.00.6000.0016
	Chrome-plated steel cable gland			spring-loaded	8810 6013.0000